

Eurasian Oystercatcher

Haematopus ostralegus

Flyway	Estimate:	10 000
	1% threshold:	100
	Staging threshold:	25
Global	Delany and Scott (2002): 1 130 000 – 1 230 000	

Data

The Flyway estimate is higher than previous estimates (Rose and Scott 1997). This is based on additional surveys in South Korea and China during the non-breeding period.

Important Sites

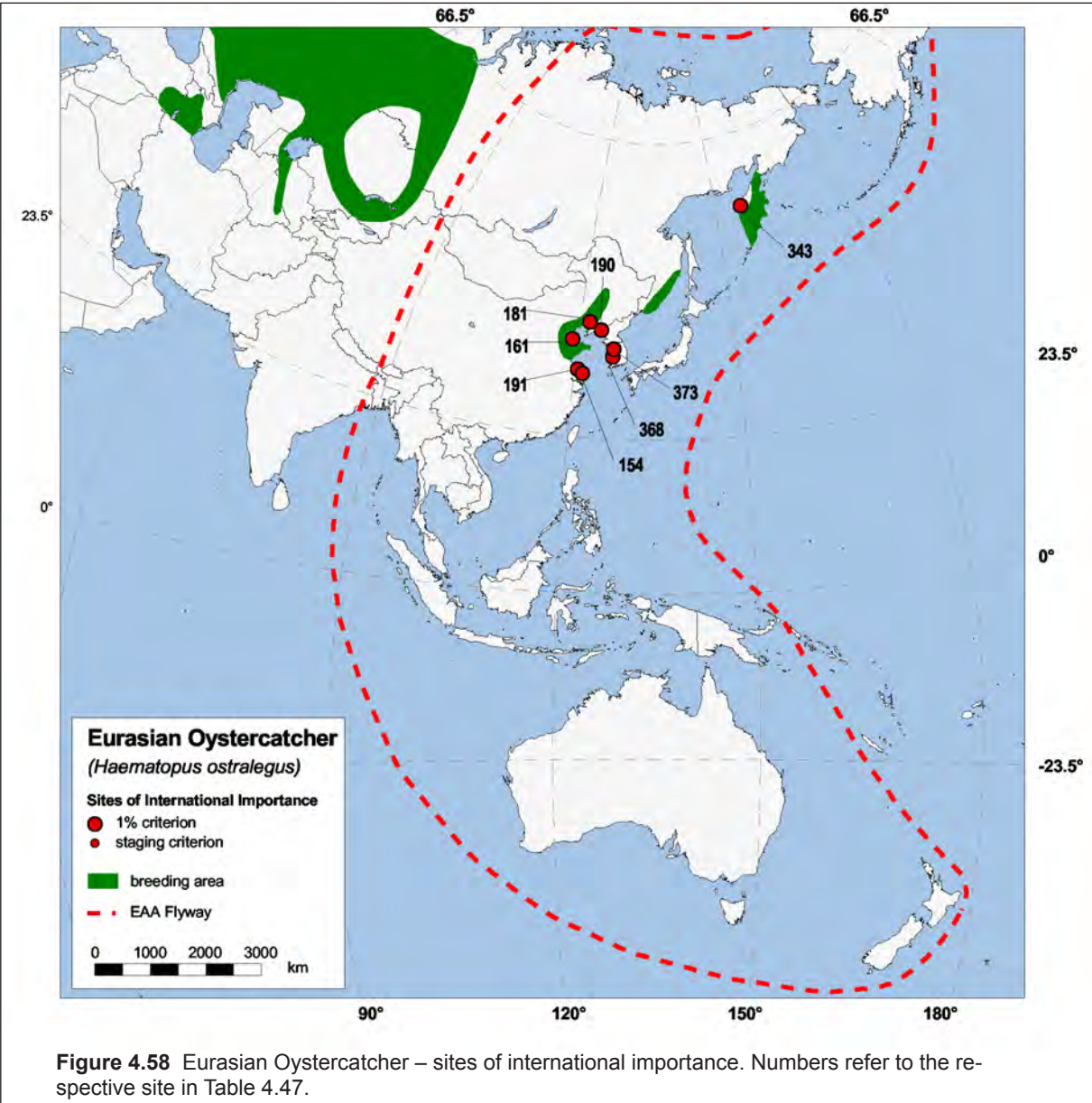
Important sites were located in China, South Korea and Russia. There may be additional sites in North Korea. Shuangtaihekou National Nature Reserve and Yancheng National Nature Reserve are important breeding areas.

Migration

Hayman *et al.* (1987) indicate that breeding occurs around the Yellow Sea and on the Kam-

Population

There are three subspecies of the Eurasian Oystercatcher: *H. o. ostralegus* that breeds in Europe and migrates to northern Africa; *H. o. longipes* that breeds in central Russia and migrates to southern and south-western Asia; and *H. o. osculans* of the EAA Flyway that breeds in eastern Russia and migrates to eastern China.



chatka Peninsula, with the non-breeding range in south-eastern China, but the distribution of important sites suggests that the non-breeding range overlaps with the breeding range around

the Yellow Sea. On this basis, only birds from the Kamchatka Peninsula may be strongly migratory.

Table 4.47 Eurasian Oystercatcher - sites of international importance

Site Code	Site	Country	Max Count	Date	SM	NB	NM	B	Ref.
368	Kum Estuary	SKO	5,700	26/01/2001	✓	✓	✓	.	18,18,117
343	Moroshechnaya River Estuary	RUS	1,000	7/09/1999	✓	.	✓	.	63,63
181	Shuangtaizihekou N. N. Reserve	CHI	500	7/09/1999	✓	.	.	.	18
190	Yalu Jiang National Nature Reserve	CHI	224	26/04/2004	.	.	✓	.	184
612	Namyang Bay	SKO	220	1/09/1998	✓	.	.	.	180
781	Yancheng National Nature Reserve	CHI	200	15/01/1988	✓	✓	.	.	141
161	Huang He National Nature Reserve	CHI	130	14/04/1992	.	.	✓	.	167
830	Dongsha Islands	CHI	120	1/09/1997	✓	.	.	.	162

Black-winged Stilt
Himantopus himantopus

Flyway	Estimate:	25 000 – 100 000
	1% threshold:	250
	Staging threshold:	62
Global	Delany and Scott (2002):	359 000 – 2 316 000

Population

The Black-winged Stilt is widespread with populations in the Americas, Africa, Europe and parts of Asia. Five or six subspecies are recognised, of which some are sedentary.

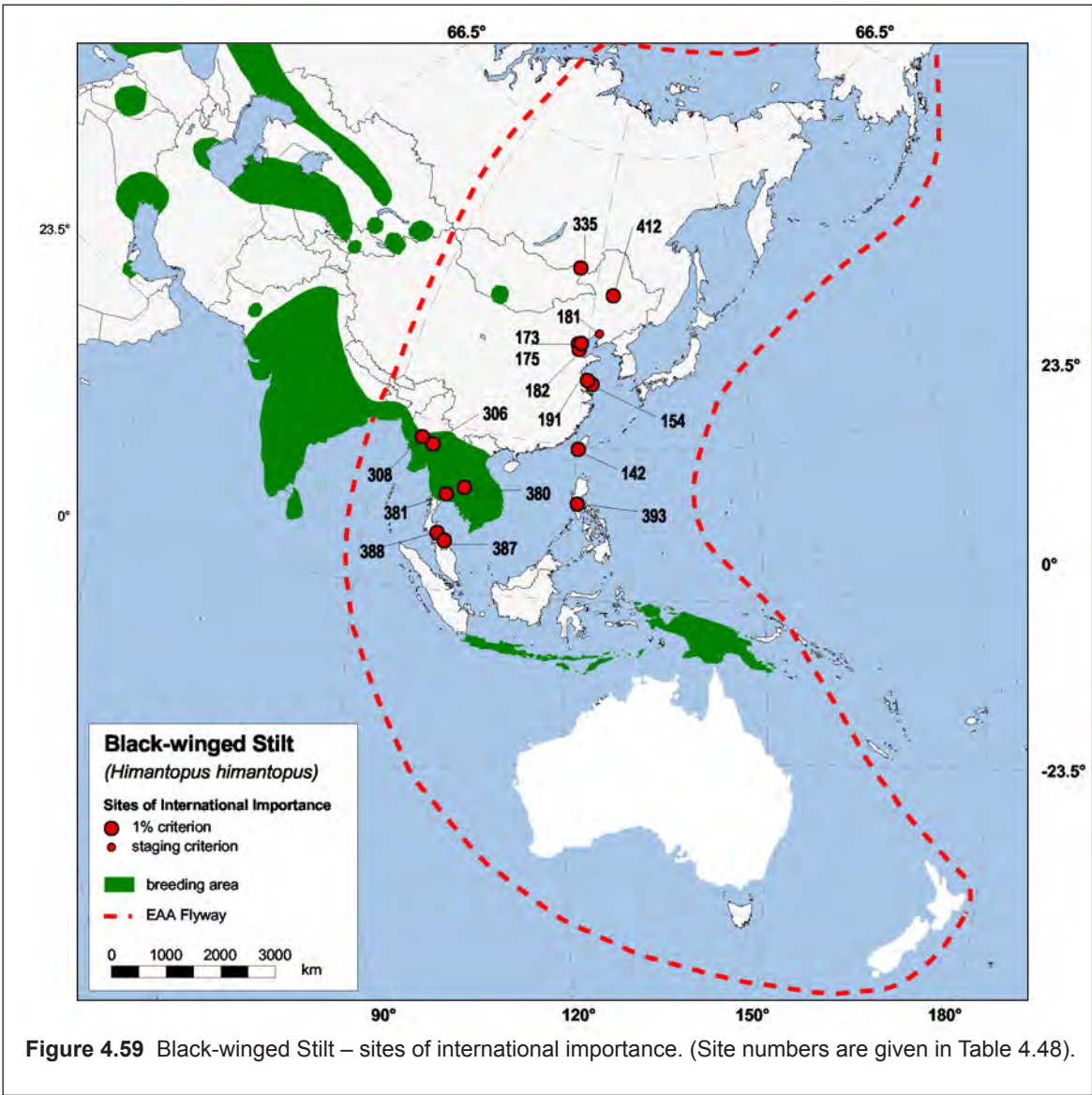
Migratory Black-winged Stilts in the EAA Flyway are *H. h. himantopus* that breed in central and eastern Asia and spend the non-breeding period

in south-eastern Asia.

The Australian Stilt *H. leucocephalus* is considered to be a race of the Black-winged Stilt by some authors (Christidis and Boles 1994) but is treated as a separate species in this review, consistent with Delany and Scott (2002). It undergoes only local movements within Australia and is a vagrant in south-eastern Asia, so has been excluded from this analysis.

Data

While poorly surveyed, the available count data have enabled the Flyway estimate to be increased, and the species is also reported to be expanding its range (Delany and Scott 2002). In



the non-breeding period, this population appears to be spread across eastern China and south-eastern Asia, with the greatest numbers in China, Thailand and Indonesia. In some parts of the range, such as Taiwan (China), a proportion of the population is sedentary (Liu and Ueng 2002).

Important Sites

Important sites during the non-breeding period were located in Taiwan (China), the Philippines, Myanmar and Thailand. Only one important site was identified during southward migration (Yancheng National Nature Reserve, China). Important sites during northward migration were

identified in China (3), Russia (1) and Thailand (1).

Migration

The locations of important sites contribute little to an understanding of movement patterns of Black-winged Stilts in the EAA Flyway. With breeding grounds in central Asia, migration is presumably overland through China, Mongolia and parts of Russia. The records from the Daur-sky Nature Reserve (Russia) may either be birds on migration or birds in as yet undocumented breeding areas.

Table 4.48 Black-winged Stilt - sites of international importance

Site Code	Site	Country	Max Count	Date	SM	NB	NM	B	Ref.
175	North-west Bo Hai Wan	CHI	2,000	NA	.	.	✓	.	18
335	Daur-sky Nature Reserve	RUS	2,000	1/06/1995	.	.	✓	.	71
381	Inner Gulf of Thailand	THA	1,884	15/01/2000	.	✓	✓	.	133,133
182	South Bo Hai Wan	CHI	1,037	2/05/2002	.	.	✓	.	20
412	Zhalong National Nature Reserve	CHI	905	1/04/2003	.	.	✓	.	186
306	Inle Lake	MYA	611	17/02/1991	.	✓	.	.	169
154	Dongsha Islands	CHI	562	1/09/1997	✓	.	✓	.	162,18
191	Yancheng National Nature Reserve	CHI	482	NA	✓	.	✓	.	18,18
380	Huai Chorakhe Mak Non-Hunting Area	THA	450	25/02/1989	.	✓	.	.	169
393	Manila Bay	PHI	450	16/01/1990	.	✓	.	.	169
388	Thale Noi Non-Hunting Area	THA	378	20/01/1991	.	✓	.	.	169
142	Anping	CHI	340	12/01/1991	.	✓	.	.	169
173	North Bo Hai Wan	CHI	334	2/05/2002	.	.	✓	.	20
387	Pattani Bay	THA	300	23/01/1993	.	✓	.	.	169
308	Kyetmauktaung Dam	MYA	265	25/02/1994	.	✓	.	.	169
181	Shuangtaizihekou N. N. Reserve	CHI	200	21/04/1991	.	.	✓	.	35

Pied Avocet
Recurvirostra avosetta

Flyway	Estimate:	25 000 – 100 000
	1% threshold:	250
	Staging threshold:	62
Global	Delany and Scott (2002):	209 300 – 464 300

Population

The Pied Avocet breeds from western Europe to central Asia, migrating for the non-breeding period to Africa, the Middle East and parts of south-eastern Asia. The non-breeding distribution in south-eastern Asia is widely separated from the rest of the species' non-breeding range, and the population that utilises this area is considered to be more migratory than others. Despite this, no

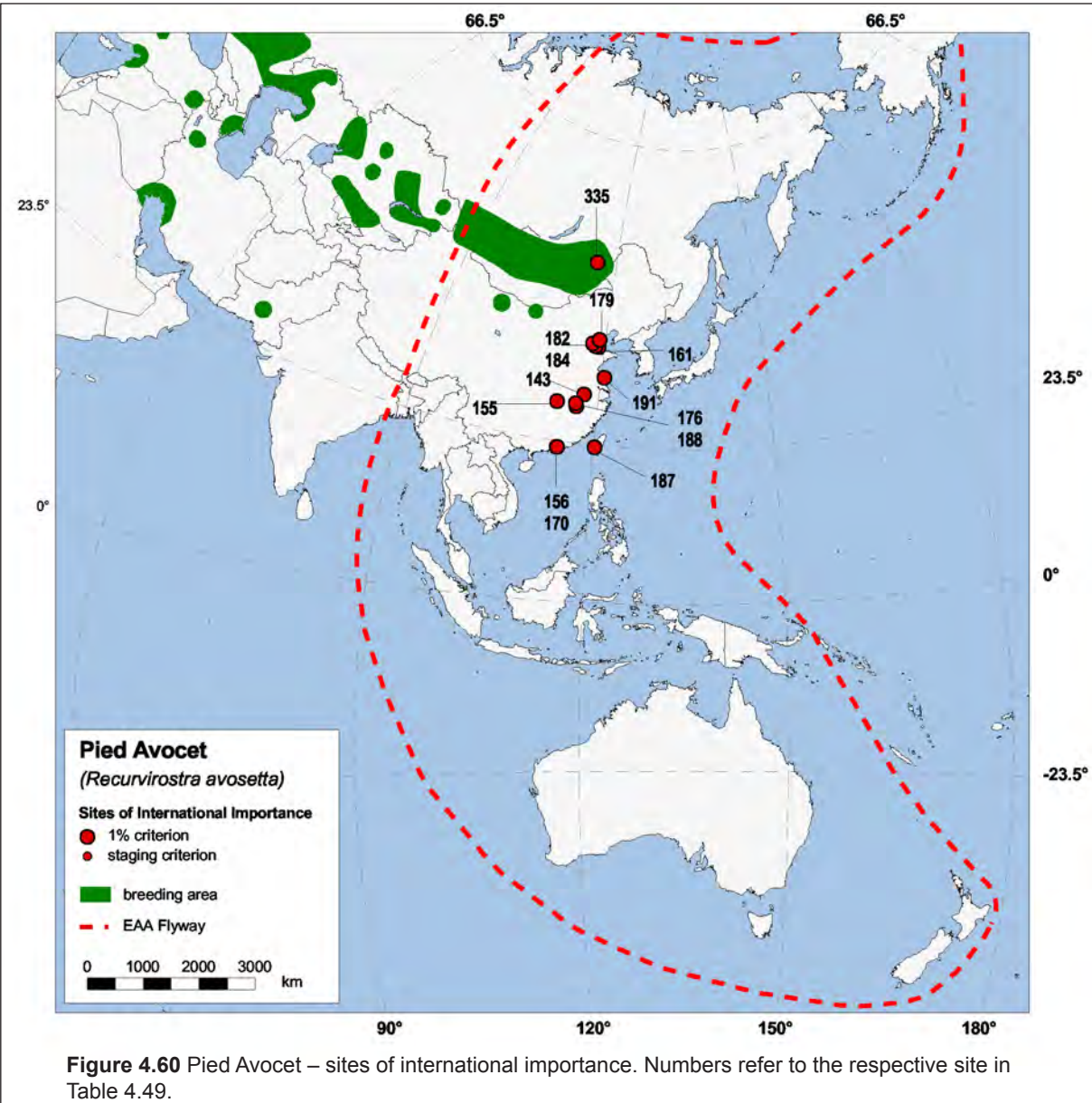
subspecies are recognised.

Data

As with other species that occur mainly at inland wetlands, the Pied Avocet is poorly surveyed. The estimate is greater than the population range of 10 000 – 25 000 (Rose and Scott 1997) because new data suggest that large numbers are present in parts of Asia, particularly inland China.

Important Sites

Important sites identified in the non-breeding period were located in China. During southward migration, there were two important sites in coastal eastern China. During northward migra-



tion, there were important sites in both coastal and inland eastern China, and in inland Russia. These areas are within the breeding range of the species and small numbers breed in the northern part of the Yellow Sea (Barter 2002).

Migration

With the exception of Daursky Nature Reserve, important sites during migration were on the coast of China. The numbers seen on the Chinese coast account for only a small proportion of the population (Barter 2002), suggesting most migration through inland sites in China.

Table 4.49 Pied Avocet - sites of international importance

Site Code	Site	Country	Max Count	Date	SM	NB	NM	B	Ref.
155	East Dongting Hu National Nature Reserve	CHI	8,704	5/03/2001	.	✓	.	.	104
335	Daursky Nature Reserve	RUS	6,000	1/06/1995	.	.	✓	.	71
176	Poyang Hu National Nature Reserve	CHI	4,567	1/02/2004	.	✓	.	.	19
143	Baidang Hu	CHI	1,942	1/02/2004	.	✓	.	.	19
170	Mai Po Marshes	CHI	1,758	13/01/1996	.	✓	.	.	169
188	Xinmiao Hu	CHI	1,550	1/02/2004	.	✓	.	.	19
191	Yancheng National Nature Reserve	CHI	1,498	21/11/1991	.	✓	.	.	169
161	Huang He National Nature Reserve	CHI	450	27/04/1992	.	.	✓	.	167
182	South Bo Hai Wan	CHI	436	2/05/2002	.	.	✓	.	20
184	South-west Bo Hai Wan	CHI	402	2/05/2002	.	.	✓	.	20
187	Tseng-Wen-Hsi	CHI	347	17/01/1996	.	✓	.	.	169
156	Futien Nature Reserves	CHI	326	14/01/1989	.	✓	.	.	169
179	Shi Jiu Tuo/Daqing He	CHI	300	1/09/1986	✓	.	.	.	171

Pacific Golden Plover

Pluvialis fulva

Flyway	Estimate:	100 000
	1% threshold:	1 000
	Staging threshold:	250
Global	Delany and Scott (2002):	166 000 – 216 000

Population

Until recently considered to be a subspecies of the American Golden Plover *Pluvialis dominica*, the Pacific Golden Plover is now recognised as a monotypic species. The breeding range is from Siberia to Alaska. The non-breeding range is from eastern Africa to the Pacific islands.

The Pacific Golden Plover occurs widely across the EAA and Central Pacific Flyways. There may be considerable overlap in the usage of sites by birds of these two flyways.

Data

Counts of Pacific Golden Plover during the non-breeding period are limited and country estimates could not be calculated. However, during migration it has been estimated that 56 000 birds migrate through Daursky Nature Reserve (Russia).

The available count data indicate that during the non-breeding period the population is dispersed, with largest numbers in the Philippines, Australia, Thailand, Malaysia and Indonesia (Table 3.2).

The non-breeding period population of the Pacific Golden Plover in Australia is believed to have declined during the late 1980s and early 1990s (Harris 1994).

Important Sites

During the non-breeding period single sites were identified in Australia, Malaysia, Thailand, the Philippines, China and Japan. There was no concentration of sites in any country or group of countries.

There were 21 important sites identified during northward migration and 5 during southward migration. The majority of these sites were in Japan: 18 on northward migration and four on southward migration.

Migration

On southward migration, the Pacific Golden Plover is reported to travel on a broad front over both land and water and to “proceed slowly, with prolonged stays at staging areas” (Dement’ev and Gladkov 1951, in Marchant and Higgins 1993). A broad, slow and rather dispersed pattern of migration would explain the scattered distribution of important sites, but the plover is also reported to undertake long flights over water (Marchant and Higgins 1993).

Northward migration would appear to differ from southward migration, with some concentration of movement through Japan and the interior of south-eastern Russia. It is not known how usage of these areas relates to the breeding distribution of the species, but it has been suggested that birds occurring in south-eastern Australia breed in Alaska (Barter 1988, 1989).

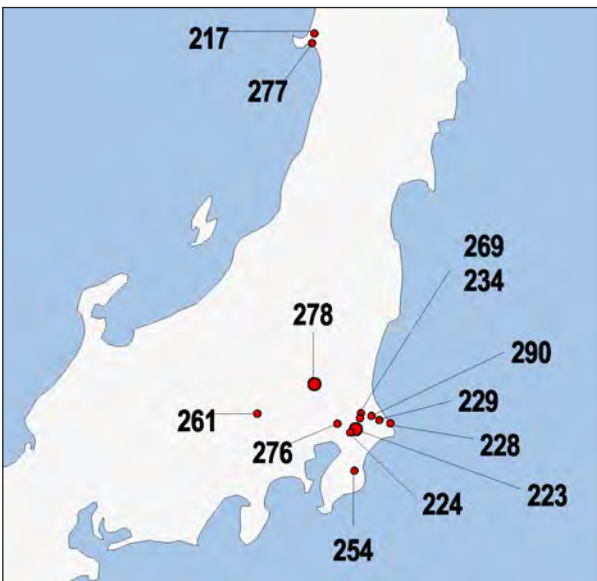


Figure 4.61b (enlargement) Pacific Golden Plover – sites of international importance in central Honshu, Japan.

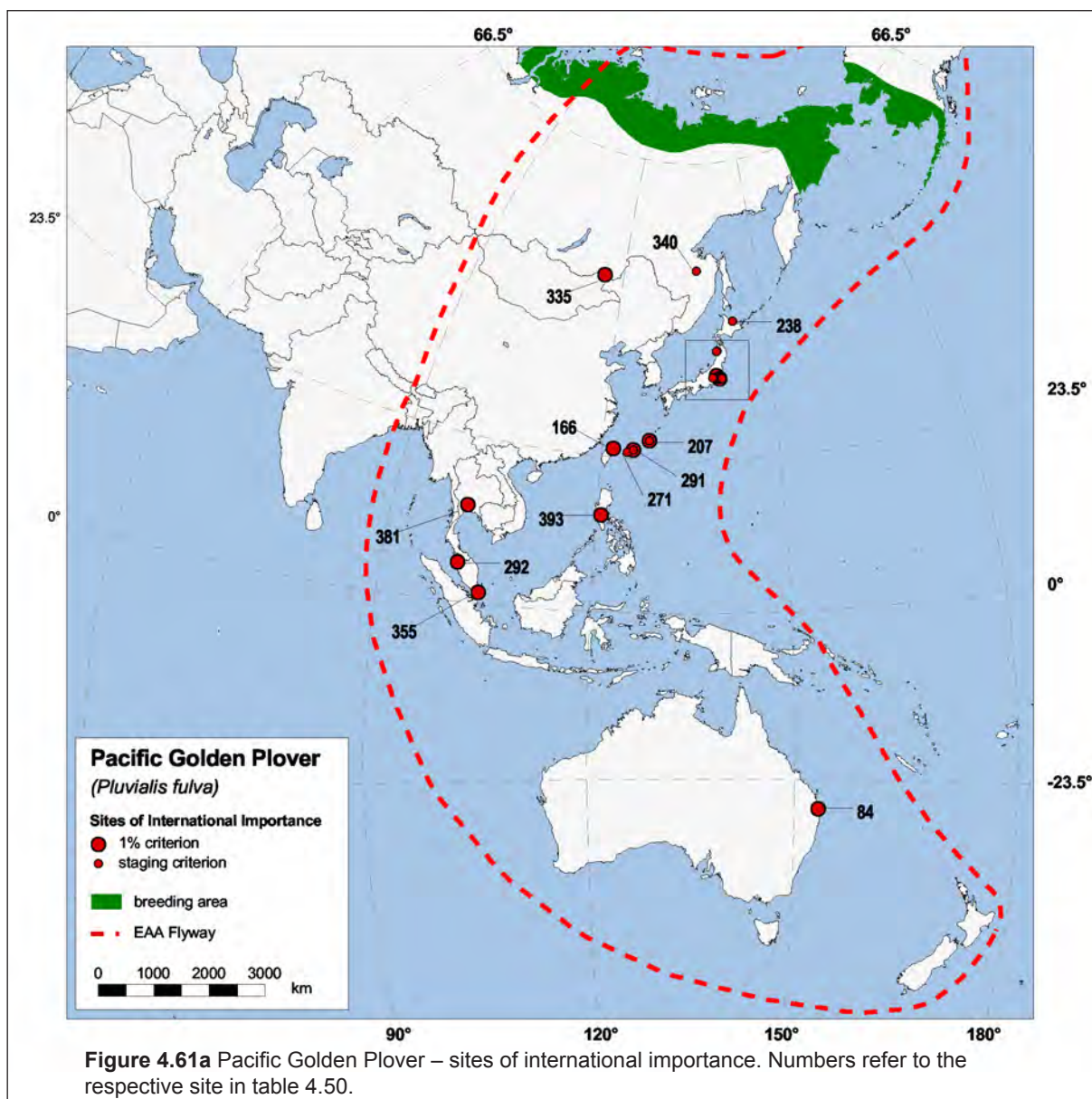


Table 4.50 Pacific Golden Plover - sites of international importance

Site Code	Site	Country	Max Count	Date	SM	NB	NM	B	Ref.
335	Daurisky Nature Reserve	RUS	56,000	1/06/1995	.	.	✓	.	71
84	Moreton Bay	AUS	2,163	1/01/1989	.	✓	✓	.	79,49
393	Manila Bay	PHI	2,100	29/01/1990	.	✓	✓	.	169,81
381	Inner Gulf of Thailand	THA	2,000	15/01/2000	.	✓	.	.	133
291	Yonaha-wan	JAP	1,500	1/05/1998	✓	.	✓	.	94,94
207	Awase Higata	JAP	1,223	1/01/2000	.	✓	✓	.	179,179
278	Tochigi-ken Nanbu, Suiden-chitai	JAP	1,209	1/05/2000	.	.	✓	.	179
166	Lan-Yang-Hsi (River)	CHI	1,185	7/01/1996	.	✓	.	.	169
223	Inba-numa	JAP	1,151	1/05/1998	.	.	✓	.	94
292	Batu Maung	MAL	1,114	8/01/1990	.	✓	.	.	169
355	Sungei Buloh Wetland Reserve	SIN	1,081	9/04/2000	.	.	✓	.	151
271	Shiraho, Miyara-wan	JAP	867	1/05/1998	✓	.	✓	.	94,94
254	Naruto-machi Suiden	JAP	690	1/05/1998	.	.	✓	.	94
234	Kasumigaura Nangan, Sakuragawa-mura	JAP	642	1/05/2001	.	.	✓	.	177
229	Kamisu-Chou Takahama	JAP	631	12/05/1996	.	.	✓	.	54
217	Hachirougata-shiokuchi	JAP	500	11/05/1996	.	.	✓	.	54
277	Tennou Kaigan	JAP	500	1/05/2002	.	.	✓	.	178
276	Teganuma	JAP	401	24/04/1998	.	.	✓	.	94
224	Inbanuma-Cyuuouhaisuiro	JAP	401	26/04/1998	.	.	✓	.	94
290	Yodaura Suiden	JAP	379	30/04/1989	.	.	✓	.	54
261	Ookubo Noukouchi	JAP	312	30/08/1989	✓	.	✓	.	54,54
269	Shimofusa-machi Taka	JAP	311	1/05/1998	.	.	✓	.	94
340	Lake Evoron	RUS	264	15/10/1988	✓	.	.	.	129
228	Kakinoki-cho	JAP	256	1/05/1998	.	.	✓	.	94
238	Komuke-ko	JAP	250	2/09/1998	.	.	✓	.	92

Grey Plover
Pluvialis squatarola

Flyway	Estimate:	125 000
	1% threshold:	1 250
	Staging threshold:	312
Global	Delany and Scott (2002):	692 000

Population

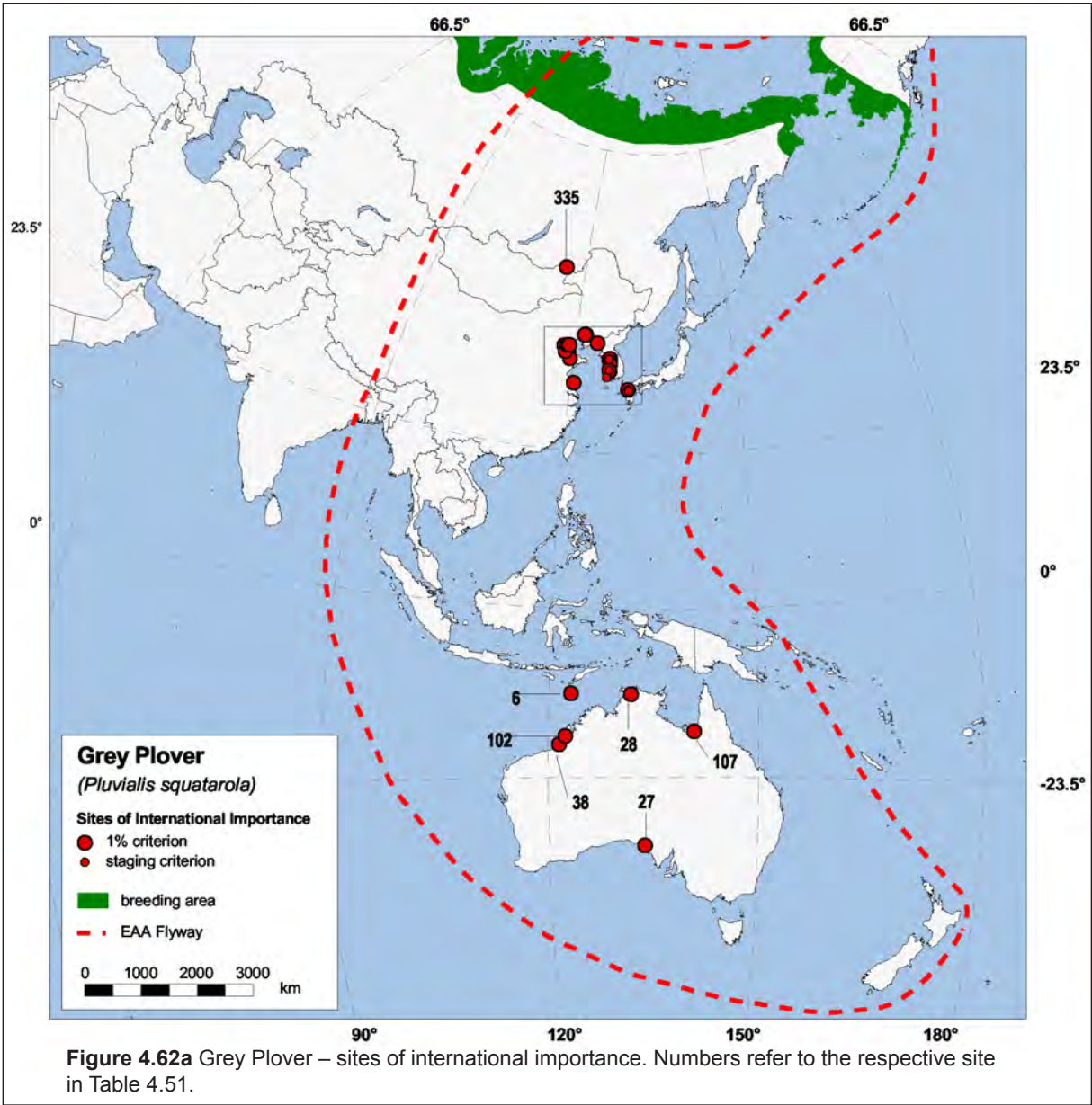
The Grey Plover is one of the most widespread of all shorebirds, breeding across Arctic Asia and North America, and spending the non-breeding period along the coastlines of North and South America, Europe, Africa, southern and south-eastern Asia, and Australasia. It is a monotypic species despite this wide distribution, although Hayman *et al.* (1986) note that there is a cline in size, with birds from around the Pacific Ocean being larger than those from around the Atlantic.

Data

Considerable knowledge has been generated in the past decade on the numbers of Grey Plover occurring in eastern and south-eastern Asia. In particular, surveys in the Yellow Sea have enabled northward migration estimates of up to 110 000 Grey Plover (M. Barter pers. comm.). This estimate provides the basis for the Flyway estimate.

The lack of this knowledge explains the earlier underestimation of the population size of Grey Plover in the Flyway (Watkins 1993, Marchant and Higgins 1993).

It is not known if birds that spend the non-breeding period in Bangladesh and India pass through the EAA Flyway.



Important Sites

Only three important sites, all in Australia, were identified in the non-breeding period.

The number of important sites identified during the migration periods differed, with 13 during southward migration compared with 23 during northward migration. In China, there were 10 sites important during northward migration compared with 1 during southward migration, whereas in South Korea counts show most sites were important in both periods (9 during northward and 7 during southward migration). Three Japanese sites were used during both northward and southward migration.

Migration

During migration, important sites are clustered in the Yellow Sea, with more sites identified during northward than southward migration. Barter (2002) estimated that c. 80% of the EAA Flyway population passes through the Yellow Sea on northward migration.

No important sites were identified between eastern China and Australia.

On southward migration, movement to the non-breeding area of south-eastern Asia to Australia may occur from the Russian Far East, with many birds bypassing the Yellow Sea.

Birds caught in north-western Australia in March-April are estimated to have sufficient fat reserves to fly to the Yellow Sea (Lane and Jessop 1985).

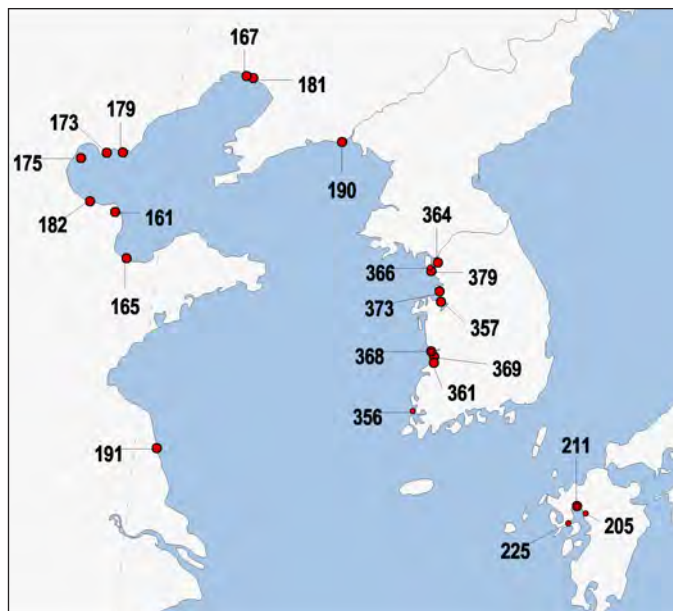


Figure 4.62b (enlargement) Grey Plover – sites of international importance around the Yellow Sea.

Table 4.51 Grey Plover - sites of international importance

Site Code	Site	Country	Max Count	Date	SM	NB	NM	B	Ref.
161	Huang He National Nature Reserve	CHI	14,899	21/04/1997	.	.	✓	.	181
335	Daursky Nature Reserve	RUS	8,500	1/06/1995	.	.	✓	.	71
190	Yalu Jiang National Nature Reserve	CHI	7,232	20/05/2000	.	.	✓	.	23
175	North-west Bo Hai Wan	CHI	6,493	12/04/2000	.	.	✓	.	20
165	Laizhouwan	CHI	5,801	10/05/2004	.	.	✓	.	16
191	Yancheng National Nature Reserve	CHI	5,295	28/04/2001	.	.	✓	.	26
369	Mankyung Estuary	SKO	4,700	1/10/1999	✓	.	✓	.	18,18
181	Shuangtaizihekou N. N. Reserve	CHI	4,248	20/04/1999	.	.	✓	.	24
361	Dongjin Estuary	SKO	3,601	1/05/1998	✓	.	✓	.	180,18
182	South Bo Hai Wan	CHI	3,550	2/05/2002	.	.	✓	.	20
173	North Bo Hai Wan	CHI	2,972	2/05/2002	.	.	✓	.	20
167	Linghekou	CHI	2,739	29/04/1999	.	.	✓	.	21
357	Asan Bay	SKO	2,400	1/05/1998	✓	.	✓	.	180,18
379	Yong Jong Island	SKO	2,280	1/05/1998	✓	.	✓	.	180,18
373	Namyang Bay	SKO	2,265	1/05/1998	✓	.	✓	.	18,18
364	Han River	SKO	2,100	1/05/2000	.	.	✓	.	141
179	Shi Jiu Tuo/Daqing He	CHI	1,994	NA	✓	.	✓	.	18,47
28	Chambers Bay	AUS	1,650	25/08/1992	✓	.	.	.	40
6	Ashmore Reef	AUS	1,475	2/02/2003	.	✓	.	.	154
27	Ceduna Bays	AUS	1,440	1/02/2000	.	✓	.	.	173
38	Eighty Mile Beach	AUS	1,416	17/10/1998	✓	.	.	.	49
211	Daijugarami	JAP	1,400	1/05/2002	✓	.	✓	.	178,178
102	Roebuck Bay	AUS	1,300	NA	99
368	Kum Estuary	SKO	1,300	NA	✓	.	✓	.	18,117
107	SE Gulf of Carpentaria	AUS	1,279	1/03/1999	.	✓	.	.	51
356	Aphae Island	SKO	1,184	1/05/1998	.	.	✓	.	116
366	Kanghwa Island	SKO	1,145	1/05/1998	✓	.	✓	.	180,116
225	Isahaya Higata	JAP	1,130	11/09/1996	✓	.	✓	.	54,54
205	Arao Kaigan	JAP	804	29/04/1998	✓	.	✓	.	178,178

Little Ringed Plover

Charadrius dubius

Flyway	Estimate:	25 000
	1% threshold:	250
	Staging threshold:	62
Global	Delany and Scott (2002):	230 000 – 490 000

Population

Up to four subspecies of the Little Ringed Plover are recognised, with authors differing in opinion as to where these occur. Two of these subspecies are sedentary: *C. d. papuanus* occurs in New Guinea and nearby islands, while *C. d. jerdoni* occurs in southern and south-eastern Asia. The remaining subspecies, *C. d. curonicus*, is migratory and breeds from the far north of Africa through Europe and Asia, and is a non-breeding migrant to Africa, southern and south-eastern Asia. It is difficult to distinguish from the sedentary races in the field. Therefore where their ranges overlap, such as in Myanmar (where *C. d. jerdoni* may occur) and New Guinea (where *C. d. papuanus* occurs), counts are likely to contain migrant and resident birds.

Data

There is no previous estimate for *C. d. curonicus* in the EAA Flyway. The Flyway estimate derived from Table 3.2 will include a small proportion of the two sedentary sub-species.

During the non-breeding period, approximately half the Flyway population occurs in Myanmar, Thailand and the Philippines.

Important Sites

Important sites in the non-breeding period were located in Thailand (5), the Philippines (3), China (6, including 5 in Taiwan) and Myanmar (1). Nine sites were identified as important during both migration periods, with sites concentrated in Japan. Other sites important during migration periods were in Thailand (1), Russia (1), and eastern China (4). The Little Ringed Plover may be under-surveyed because it regularly uses non-tidal wetlands, so there may be other important migration sites, particularly in inland China but also generally in habitats such as rice fields.

The figure for Daursky Nature Reserve (Russia) is an estimate of the number birds migrating through the site.

Migration

Both southward and northward migration appear to be concentrated through Japan, although the number of important sites in Japan is also a reflection of survey intensity and there may be more sites in inland China.

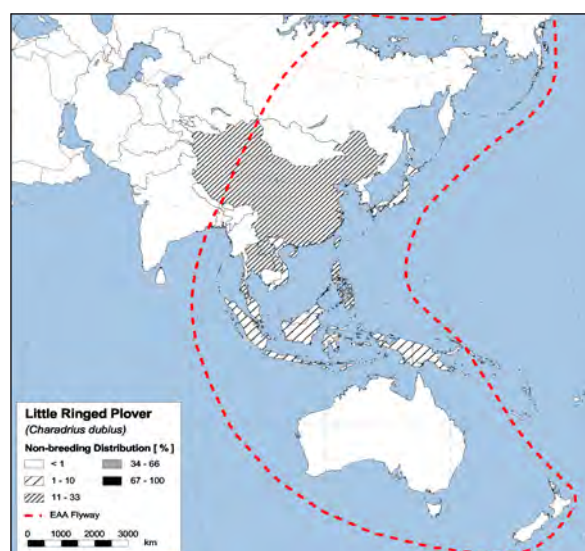


Figure 4.63 Little Ringed Plover – non-breeding distribution

Table 4.52 Distribution of the Little Ringed Plover in the non-breeding period

Country	Estimate
Myanmar	5 000
Thailand	5 000
Philippines	4 000
China	4 000
Indonesia	2 000
Malaysia	2 000
Japan	500
Papua New Guinea	500
Vietnam	500
Laos	300
other countries	400
TOTALS:	24 200

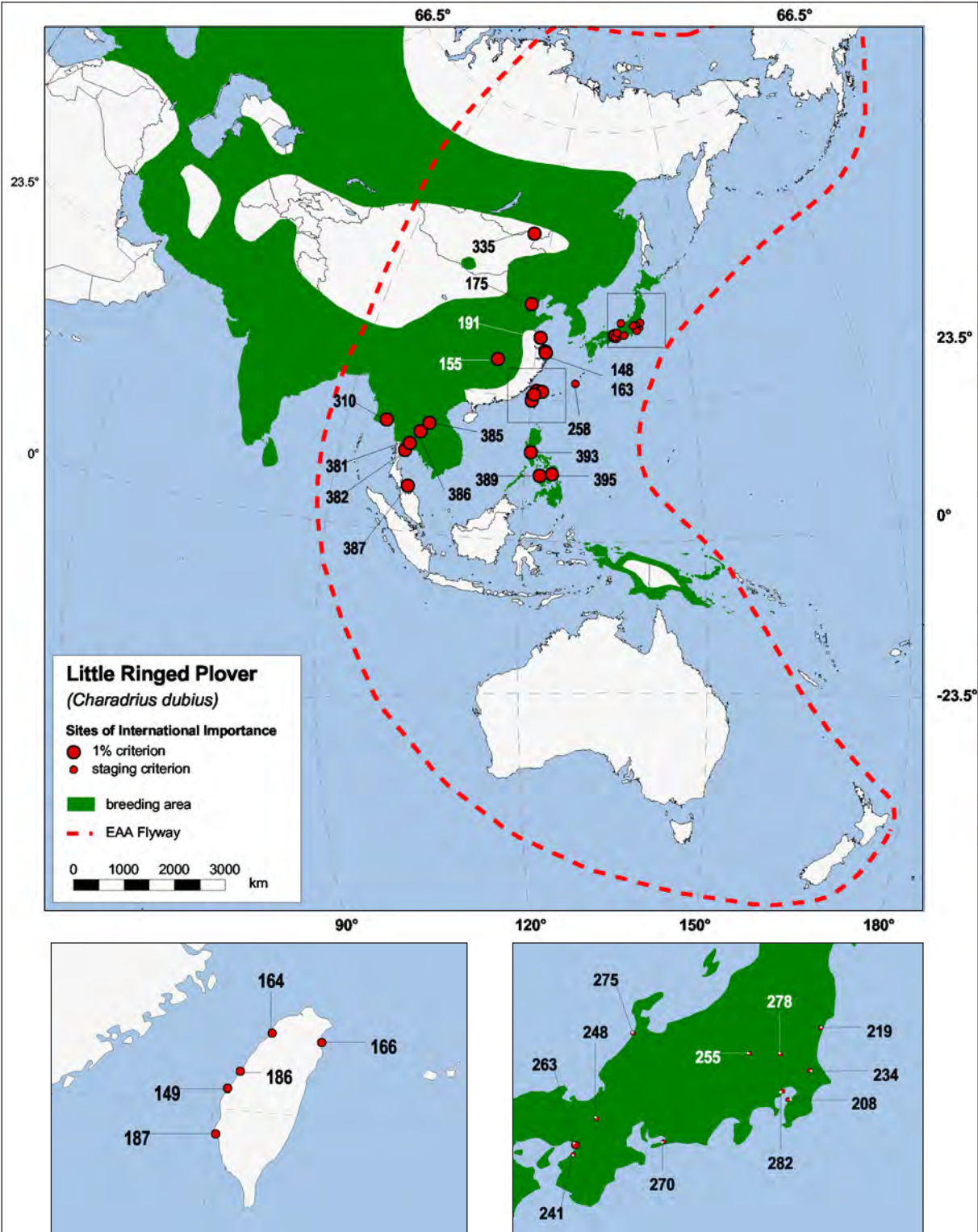


Figure 4.64 Little Ringed Plover – sites of international importance. Numbers refer to the respective site in Table 4.53.

Table 4.53 Little Ringed Plover - sites of international importance

Site Code	Site	Country	Max Count	Date	SM	NB	NM	B	Ref.
335	Daursky Nature Reserve	RUS	17,000	1/06/1995	.	.	✓	.	71
191	Yancheng National Nature Reserve	CHI	4,658	15/10/1990	✓	.	.	.	164
382	Kato Sam Roi Yot National Park	THA	1,028	1/12/1984	.	✓	.	.	31
175	North-west Bo Hai Wan	CHI	1,000	12/04/2000	.	.	✓	.	20
310	Letskoy Kon	MYA	781	11/02/1994	.	✓	.	.	169
387	Pattani Bay	THA	768	1/12/1987	✓	✓	.	.	135,136
164	Ku-Liao	CHI	450	26/01/1992	.	✓	.	.	169
381	Inner Gulf of Thailand	THA	440	15/01/2000	.	✓	.	.	133
393	Manila Bay	PHI	400	29/01/1990	.	✓	.	.	169
149	Cho-Shui-Hsi S.	CHI	395	24/01/1991	.	✓	.	.	169
386	Nong Lahan	THA	370	1/12/1988	.	✓	.	.	160
155	East Dongting Hu National Nature Reserve	CHI	305	12/12/1995	.	✓	.	.	169
385	Nong Han Kumphawapi	THA	300	6/01/1989	.	✓	.	.	169
187	Tseng-Wen-Hsi	CHI	300	17/01/1989	.	✓	.	.	169
395	Ormoc Intertidal Flat	PHI	300	19/01/1991	.	✓	.	.	169
148	Chongming Dongtan N. N. Reserve	CHI	300	2/04/1998	.	.	✓	.	18
163	Jiu Duan Sha National Nature Reserve	CHI	300	12/04/1998	.	.	✓	.	18
263	Osaka, Nankou Yachouen	JAP	298	15/09/2001	✓	.	.	.	177
166	Lan-Yang-Hsi (River)	CHI	290	7/01/1996	.	✓	.	.	169
389	Arevalo-Muanduriao	PHI	253	14/01/1990	.	✓	.	.	169
186	Ta-Too-Hsi	CHI	250	8/01/1989	.	✓	.	.	169
241	Kumedaiké	JAP	127	15/09/1998	✓	.	.	.	92
234	Kasumigaura Nangan, Sakuragawa-mura	JAP	123	15/09/2000	✓	.	.	.	179
270	Shio-kawa Higata	JAP	105	1/05/1997	✓	.	✓	.	91,91
278	Tochigi-ken Nanbu, Suiden-chitai	JAP	103	1/05/1997	.	.	✓	.	91
275	Takamatsu, Kahoku Kaigan	JAP	103	15/09/1998	✓	.	.	.	92
219	Hikata Hachimangoku	JAP	103	15/09/1998	✓	.	.	.	92
248	Moriyamashi-kogan	JAP	100	1/05/1997	.	.	✓	.	91
282	Tyuuou-bouhatei Uchi-Sotogawa Umetatechi	JAP	98	15/09/1998	✓	.	✓	.	92,92
208	Banzu	JAP	87	15/09/1997	✓	.	.	.	93
255	Nisikaminomiya-machi	JAP	77	15/09/2000	✓	.	.	.	179
258	Okukubi-gawa Kakou	JAP	63	1/05/1998	.	.	✓	.	94

Kentish Plover

Charadrius alexandrinus

Flyway	Estimate:	100 000
	1% threshold:	1 000
	Staging threshold:	250
Global	Delany and Scott (2002):	266 400 – 457 000

Population

The Kentish Plover breeds in temperate regions of North America, Europe and Asia, and six sub-species are recognised: *C. a. alexandrinus*, *C. a. dealbatus*, *C. a. javanicus*, *C. a. nivosus*, *C. a. occidentalis* and *C. a. seebohmi*. Of these, *C. a. alexandrinus* and *C. a. dealbatus* are migrants in the EAA Flyway, while *C. a. javanicus* is sedentary and endemic to Java (Indonesia). It is recognised as a separate species by Delany and Scott (2002).

C. a. dealbatus is confined to the EAA Flyway, where it breeds in Japan, eastern China and as far south as Taiwan (China), with large numbers remaining in this general region through the non-breeding period, but also spreading south to the Philippines and the Indo-Chinese peninsula. *C. a. alexandrinus* has a broad breeding distribution from Europe to north-eastern China, with a non-breeding range from western Africa and possibly as far east as Thailand.

Data

During the non-breeding period, almost half the known population occurs in Taiwan (China). It is anticipated that the population estimate will increase with more information on the numbers in mainland China during the non-breeding period.

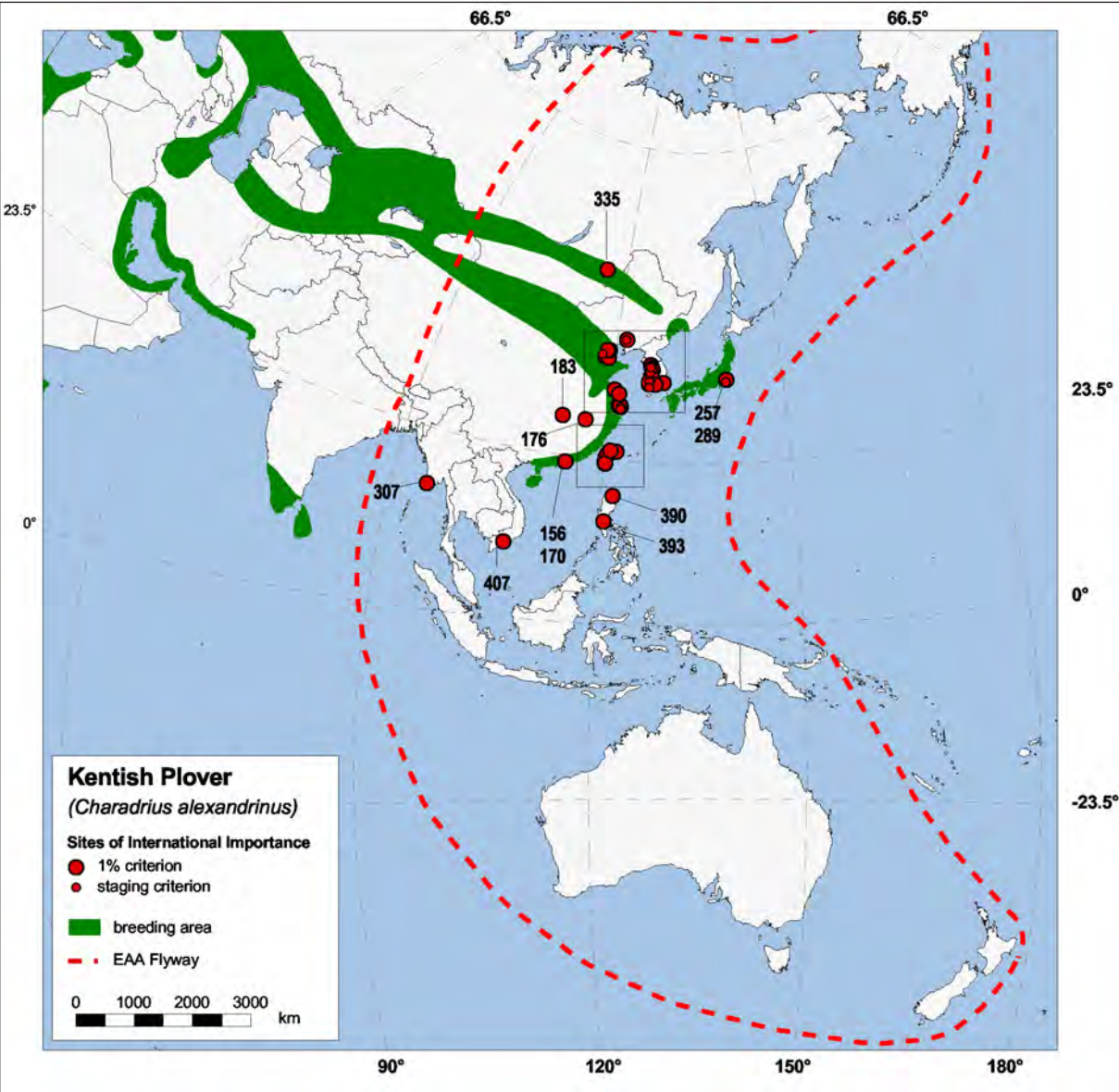


Figure 4.65a Kentish Plover – sites of international importance. Numbers refer to the respective site in Table 4.54.

Important Sites

Most important sites in the non-breeding period were in China (20, including 10 in Taiwan), with smaller numbers in the Philippines (2), Myanmar (1), Vietnam (1) and Japan (1).

On southward migration, important sites were identified in China (6), South Korea (17) and Japan (2). On northward migration there were important sites in China (10), South Korea (5) and Russia (1). China appeared to be more important on northward migration, South Korea and possibly Japan on southward migration.

The Kentish Plover breeds widely around the Yellow Sea, and Shuangtaizihekou NNR and Yancheng National Nature Reserve (China) support internationally important numbers of breeding birds (Barter 2002).

Migration

The distribution of important sites indicates that southward migration occurs through the Yellow Sea and Japan, and that the main non-breeding population is located from south-eastern China to the Philippines. Northward migration may be broadly similar to southward migration, but with less reliance on South Korean sites. This was noted by Barter (2002), who concluded that during northward migration, 90% of the Flyway population passes through the Yellow Sea.

There is insufficient information to compare the migratory pathways of *C. a. alexandrinus* and *C. a. dealbatus*. It is also not known to what extent overland movement across China takes place, possibly linking the EAA Flyway with the Central Asian Flyway.

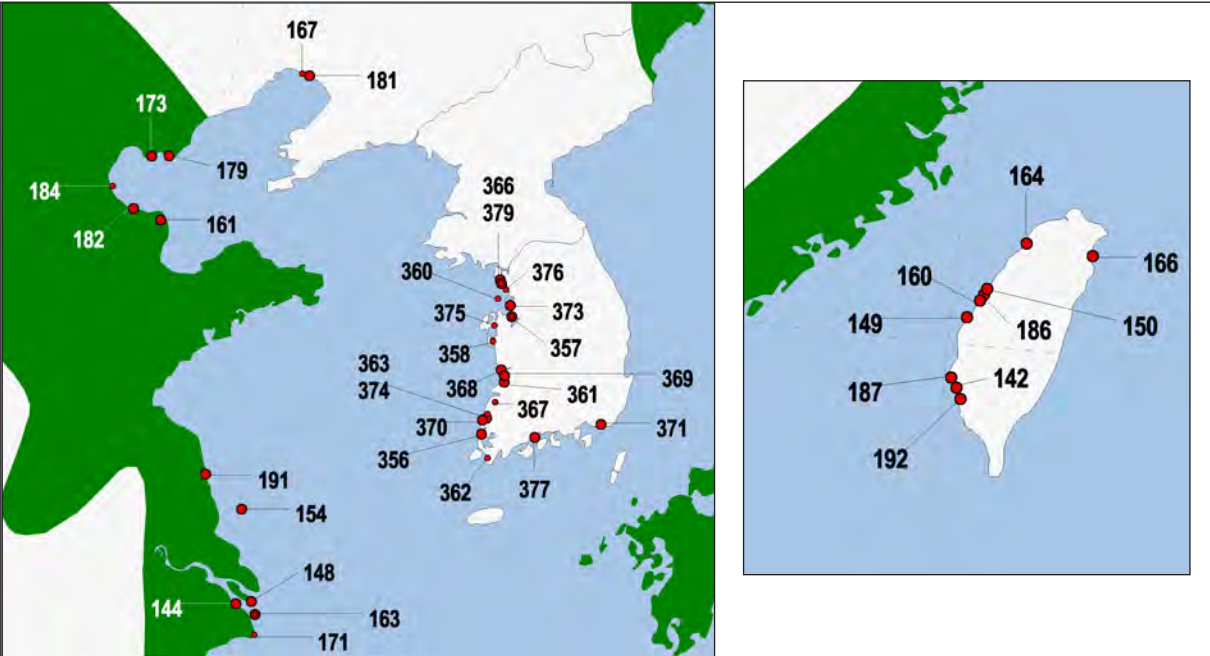


Figure 4.65b Kentish Plover – enlargements. Numbers refer to the respective site in Table 4.54.

Table 4.54 Kentish Plover - sites of international importance

Site Code	Site	Country	Max Count	Date	SM	NB	NM	B	Ref.
161	Huang He National Nature Reserve	CHI	24,313	6/04/1999	✓	.	✓	.	181,18
369	Mankyung Estuary	SKO	11,000	3/10/1999	✓	.	✓	.	18,18
149	Cho-Shui-Hsi S.	CHI	10,000	6/02/1989	.	✓	.	.	169
361	Dongjin Estuary	SKO	8,850	1/09/1997	✓	.	.	.	180
335	Daursky Nature Reserve	RUS	8,000	1/06/1995	.	.	✓	.	71
148	Chongming Dongtan N. N. Reserve	CHI	7,880	14/03/2001	✓	✓	.	.	110,18
179	Shi Jiu Tuo/Daqing He	CHI	5,500	30/08/1994	✓	✓	✓	.	47,169,18
191	Yancheng National Nature Reserve	CHI	4,890	15/10/1991	✓	✓	✓	.	164,18,18
373	Namyang Bay	SKO	4,600	1/05/1998	✓	.	✓	.	180,103
356	Aphae Island	SKO	4,332	31/08/1998	✓	.	.	.	116

Site Code	Site	Country	Max Count	Date	SM	NB	NM	B	Ref.
187	Tseng-Wen-Hsi	CHI	4,275	17/01/1996	.	✓	.	.	169
307	Irrawaddy Delta	MYA	3,879	1/02/2006	.	✓	.	.	122
186	Ta-Too-Hsi	CHI	3,539	9/01/1994	.	✓	.	.	169
366	Kanghwa Island	SKO	3,500	13/10/1996	✓	.	.	.	103
170	Mai Po Marshes	CHI	3,180	16/01/1994	.	✓	.	.	169
379	Yong Jong Island	SKO	3,048	NA	✓	.	✓	.	180,117
160	Han-Pao	CHI	3,040	7/01/1996	.	✓	.	.	169
393	Manila Bay	PHI	3,000	25/01/1994	.	✓	.	.	169
154	Dongsha Islands	CHI	3,000	1/09/1997	✓	✓	✓	.	162
144	Baoshan Steel Plant Reservoirs	CHI	2,900	31/01/1991	.	✓	.	.	169
182	South Bo Hai Wan	CHI	2,886	2/05/2002	.	.	✓	.	20
192	Yung-An	CHI	2,871	12/01/1996	.	✓	.	.	169
371	Nakdong Estuary	SKO	2,561	1/09/1984	✓	.	.	.	128
368	Kum Estuary	SKO	2,500	29/08/1999	✓	.	.	.	18
357	Asan Bay	SKO	2,100	1/05/1997	✓	.	✓	.	180,103
150	Chuan-Hsing	CHI	2,000	20/01/1991	.	✓	.	.	169
166	Lan-Yang-Hsi (River)	CHI	2,000	19/01/1995	.	✓	.	.	169
363	Hampyong Bay	SKO	1,830	29/08/1998	✓	.	.	.	116
163	Jiu Duan Sha N. N. Reserve	CHI	1,830	12/11/1998	.	✓	✓	.	18
142	Anping	CHI	1,810	4/01/1990	.	✓	.	.	169
176	Poyang Hu National Nature Reserve	CHI	1,729	12/12/1988	.	✓	.	.	169
173	North Bo Hai Wan	CHI	1,729	2/05/2002	.	.	✓	.	20
289	Yatsu Higata	JAP	1,424	18/09/1988	✓	.	.	.	54
390	Buguey	PHI	1,408	15/01/1993	.	✓	.	.	169
181	Shuangtaizihekou N. N. Reserve	CHI	1,367	20/04/1999	.	.	✓	.	24
370	Meian Gun Tidal Flat	SKO	1,345	29/08/1998	✓	.	.	.	116
407	Hoa Trinh	VIE	1,300	12/12/2000	.	✓	.	.	118
183	South Dongting Hu	CHI	1,270	1/02/2004	.	✓	.	.	19
156	Futien Nature Reserves	CHI	1,268	10/01/1987	.	✓	.	.	169
377	Suncheon Bay	SKO	1,230	2/09/2000	✓	.	.	.	18
164	Ku-Liao	CHI	1,221	7/01/1996	.	✓	.	.	169
375	Seosan	SKO	1,063	NA	.	.	✓	.	180
374	Paeksu Tidal Flat	SKO	1,020	1/10/1994	✓	.	.	.	18
367	Koch'ang-gun	SKO	1,020	1/10/1994	✓	.	.	.	180
257	Obitsu-gawa Kakou	JAP	980	16/09/1991	✓	.	.	.	54
184	South-west Bo Hai Wan	CHI	934	2/05/2002	.	.	✓	.	20
167	Linghekou	CHI	635	29/04/1999	.	.	✓	.	21
362	Haenam Hwangsan	SKO	332	30/08/1998	✓	.	.	.	116
376	Song Do Tidal Flat	SKO	324	18/08/1998	✓	.	.	.	116
358	Cheonsu Bay	SKO	318	12/05/1996	.	.	✓	.	103
171	Miao Gang	CHI	310	8/10/1989	✓	.	.	.	165
360	Daebu Island	SKO	300	1/09/1998	✓	.	.	.	180